

**Transformer Contact Assemblies**

For use with Illuminated Pushbuttons.

Style	Contacts	Part Number
120V AC with LED	1NO	HW-FL10H2-Ⓞ
	2NO	HW-FL20H2-Ⓞ
	1NC	HW-FL01H2-Ⓞ
	1NO/1NC	HW-FL11H2-Ⓞ
240V AC with LED	1NO	HW-FL10M4-Ⓞ
	2NO	HW-FL20M4-Ⓞ
	1NC	HW-FL01M4-Ⓞ
	1NO/1NC	HW-FL11M4-Ⓞ
480V AC with LED	1NO	HW-FL10T8-Ⓞ
	2NO	HW-FL20T8-Ⓞ
	1NC	HW-FL01T8-Ⓞ
	1NO/1NC	HW-FL11T8-Ⓞ
120V AC with Incandescent	1NO	HW-FL10H2
	2NO	HW-FL20H2
	1NC	HW-FL01H2
	1NO/1NC	HW-FL11H2
240V AC with Incandescent	1NO	HW-FL10M4
	2NO	HW-FL20M4
	1NC	HW-FL01M4
	1NO/1NC	HW-FL11M4

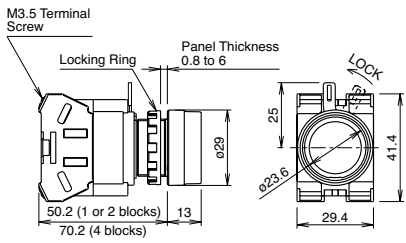


- In place of Ⓞ, specify the LED Color Code.  
Ⓞ = A, G, R, S, or W
- 6V LED or incandescent lamp included.

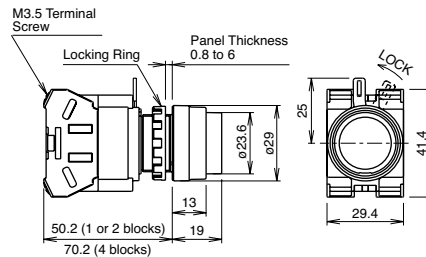
**Dimensions (mm)**

**Non-Illuminated Pushbuttons**

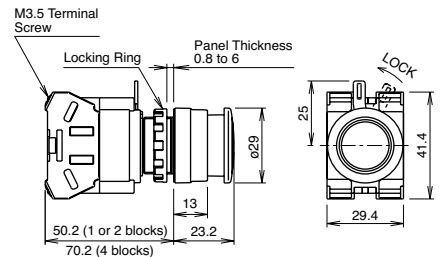
Flush (HW1B-M1, -A1)



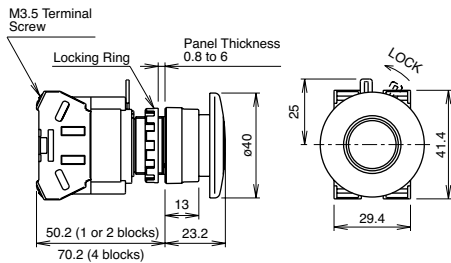
Extended (HW1B-M2, -A2)



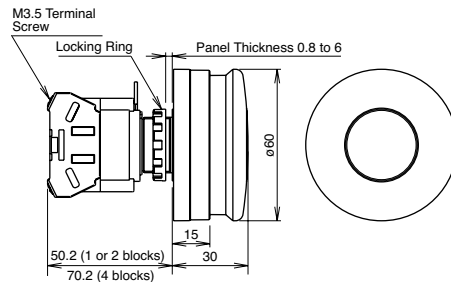
ø29mm Mushroom (HW1B-M3 -A3)



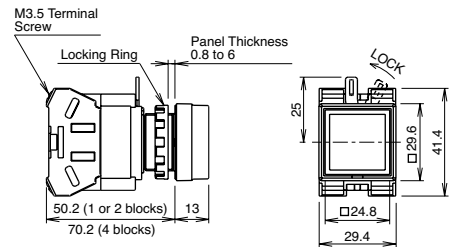
ø40mm Mushroom (HW1B-M4, -A4)



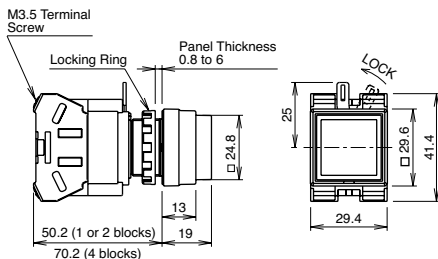
ø60mm Mushroom (HW1B-M5)



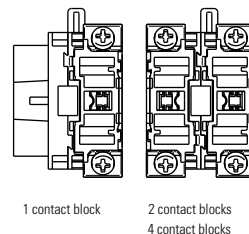
Square Flush (HW2B-M1, -A1)



Square Extended (HW2B-M2, -A2)



Contact Block (Bottom View)



Terminal Wiring

Arrows indicate access directions for wiring

